corona LED wall/ceiling
Engineering & Photometric Data

LUMINAIRE PHOTOMETRIC TEST REPORT

NAME: CORONA - 64R011	TYPE:	WEIGHT:
DIM.:	SPEC.:	SERIAL No.:14092406
MFR.: AËON ILLUMINATION	SUR.:	PROTECTION ANGLE:

DATA OF LAMP		PHOTOMETRIC DATA Eff: 39.70 lm/W			
MODEL	SHARP	Imax(cd)	68.53	S/MH(C0/180)	0.26
NOMINAL POWER(W)	4	LOR(%)	49.6	S/MH(C90/270)	0.63
RATED VOLTAGE(V)	220	TOTAL FLUX(lm)	178.67	hUP,DN(C0-180)	5.2,18.8
NOMINAL FLUX(lm)	360	CIE CLASS	SEMI-D.	hUP,DN(C180-360)	5.3,20.4
LAMPS INSIDE	1	hup(%)	10.5	CIBSE SHR NOM	0.50
TEST VOLTAGE(V)	220.6	hdown(%)	39.1	CIBSE SHR MAX	0.70

LUMINOUS INTENSITY DISTRIBUTION DIAGRAM

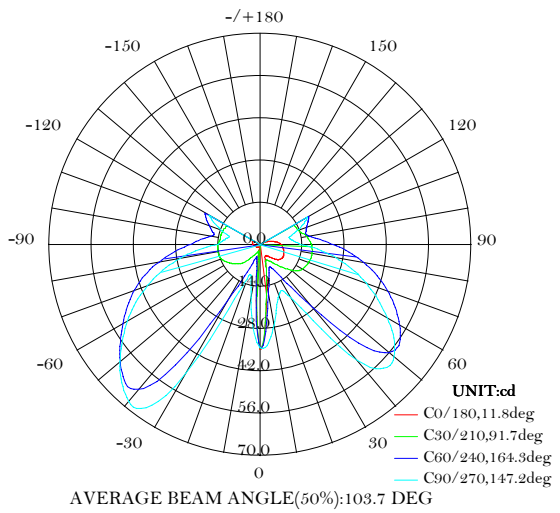

AVERAGE BEAM ANGLE(50%):103.7 DEG

PLANAR ISOLUX DIAGRAM(UNIT:lx)

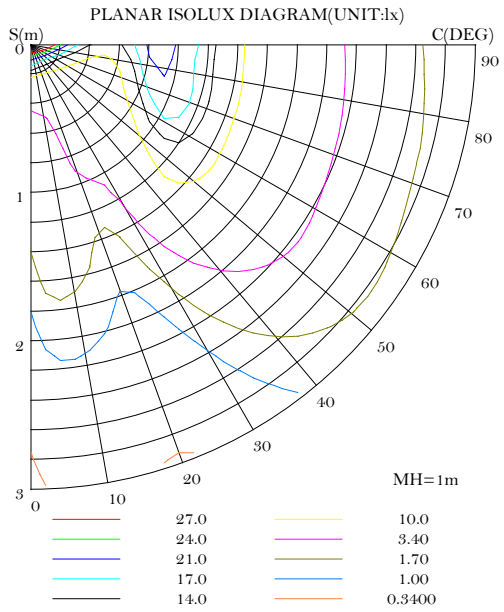

C Range: 0 - 360DEG
C Interval: 15.0DEG
Test Speed: HIGH
Temperature: 30DEG
Operators: WCZ
Test Date: 2014-09-24

gRange: 0 - 180DEG
gInterval: 1.0DEG
Test System: EVERFINE GO-2000B_V1 SYSTEM V2.0.275
Humidity: 65.0%
Test Distance: 6.120m [K=1.0000]
Remarks:

corona LED wall/ceiling
Engineering & Photometric Data

ZONAL FLUX DIAGRAM

ZONAL FLUX DIAGRAM:

g	C0	C45	C90	C135	C180	C225	C270	C315	g	F	zone F	total %	lum,lamp
10	13.56	14.39	27.26	17.51	3.954	4.662	17.88	27.69	0- 10	2.091	2.091		1.17,0.58
20	5.089	7.047	18.28	6.995	1.120	4.169	11.23	17.92	10- 20	3.562	5.652		3.16,1.57
30	4.378	7.907	20.26	4.475	1.064	9.592	49.42	12.87	20- 30	5.492	11.14		6.24,3.1
40	5.799	13.97	50.21	5.251	1.235	36.53	67.92	9.319	30- 40	12.70	23.84		13.3,6.62
50	7.942	36.60	58.11	9.144	1.439	48.74	60.67	9.292	40- 50	21.35	45.19		25.3,12.6
60	8.749	47.42	48.81	12.18	1.624	44.33	50.80	13.34	50- 60	26.33	71.53		40,19.9
70	8.494	41.98	37.47	12.64	1.861	39.43	39.68	15.95	60- 70	26.94	98.46		55.1,27.4
80	7.864	34.73	25.50	12.61	2.155	32.19	27.01	15.37	70- 80	23.86	122.3		68.5,34
90	7.174	26.30	13.43	12.11	2.404	23.70	14.06	14.46	80- 90	18.56	140.9		78.9,39.1
100	5.611	17.95	10.54	11.78	2.623	16.62	11.63	12.93	90-100	13.85	154.7		86.6,43
110	3.308	16.99	12.80	12.23	2.766	17.73	13.50	12.02	100-110	11.42	166.2		93,46.2
120	0.6502	17.41	18.34	12.34	0.8092	17.96	19.74	11.92	110-120	11.91	178.1		99.7,49.5
130	0	0	0	0	0	0	0	0	120-130	0.6015	178.7		100,49.6
140	0	0	0	0	0	0	0	0	130-140	0	178.7		100,49.6
150	0	0	0	0	0	0	0	0	140-150	0	178.7		100,49.6
160	0	0	0	0	0	0	0	0	150-160	0	178.7		100,49.6
170	0	0	0	0	0	0	0	0	160-170	0	178.7		100,49.6
180	0	0	0	0	0	0	0	0	170-180	0	178.7		100,49.6
DEG	LUMINOUS INTENSITY:cd									UNIT:lm			

C Range: 0 - 360DEG
C Interval: 15.0DEG
Test Speed: HIGH
Temperature: 30DEG
Operators: WCZ
Test Date: 2014-09-24

gRange: 0 - 180DEG
gInterval: 1.0DEG
Test System: EVERFINE GO-2000B_V1 SYSTEM V2.0.275
Humidity: 65.0%
Test Distance: 6.120m [K=1.0000]
Remarks:

aëon illumination

corona LED wall/ceiling
Engineering & Photometric Data

CU AND LUMINAIRE BUDGETARY ESTIMATE DIAGRAM

NAME: CORONA - 64R011	TYPE:	WEIGHT:
DIM.:	SPEC.:	SERIAL No.:14092406
MFR.: AËON ILLUMINATION	SUR.:	PROTECTION ANGLE:

rcc	80%			70%			50%			30%			10%			0
rw	50%	30%	10%	50%	30%	10%	50%	30%	10%	50%	30%	10%	50%	30%	10%	0
rfc	20%			20%			20%			20%			20%			0
RCR:Room Cavity Ratio	Coefficients of Utilization (CU)															
0.0	.57	.57	.57	.54	.54	.54	.49	.49	.49	.45	.45	.45	.41	.41	.41	.39
1.0	.45	.42	.39	.43	.40	.38	.39	.37	.35	.35	.33	.32	.32	.30	.29	.27
2.0	.38	.33	.29	.36	.32	.28	.32	.29	.26	.29	.26	.24	.26	.24	.22	.20
3.0	.32	.27	.23	.30	.26	.22	.27	.23	.20	.24	.21	.18	.22	.19	.17	.15
4.0	.27	.22	.18	.26	.21	.17	.23	.19	.16	.21	.17	.15	.18	.16	.13	.12
5.0	.24	.19	.15	.23	.18	.14	.20	.16	.13	.18	.15	.12	.16	.13	.11	.09
6.0	.21	.16	.12	.20	.15	.12	.18	.14	.11	.16	.13	.10	.14	.11	.09	.08
7.0	.19	.14	.10	.18	.13	.10	.16	.12	.09	.14	.11	.08	.13	.10	.08	.06
8.0	.17	.12	.09	.16	.12	.09	.14	.11	.08	.13	.10	.07	.12	.09	.07	.05
9.0	.15	.11	.08	.14	.10	.07	.13	.09	.07	.12	.09	.06	.11	.08	.06	.05
10.0	.14	.10	.07	.13	.09	.07	.12	.08	.06	.11	.08	.06	.10	.07	.05	.04

LAMPS

LUMINAIRE BUDGETARY DIAGRAM

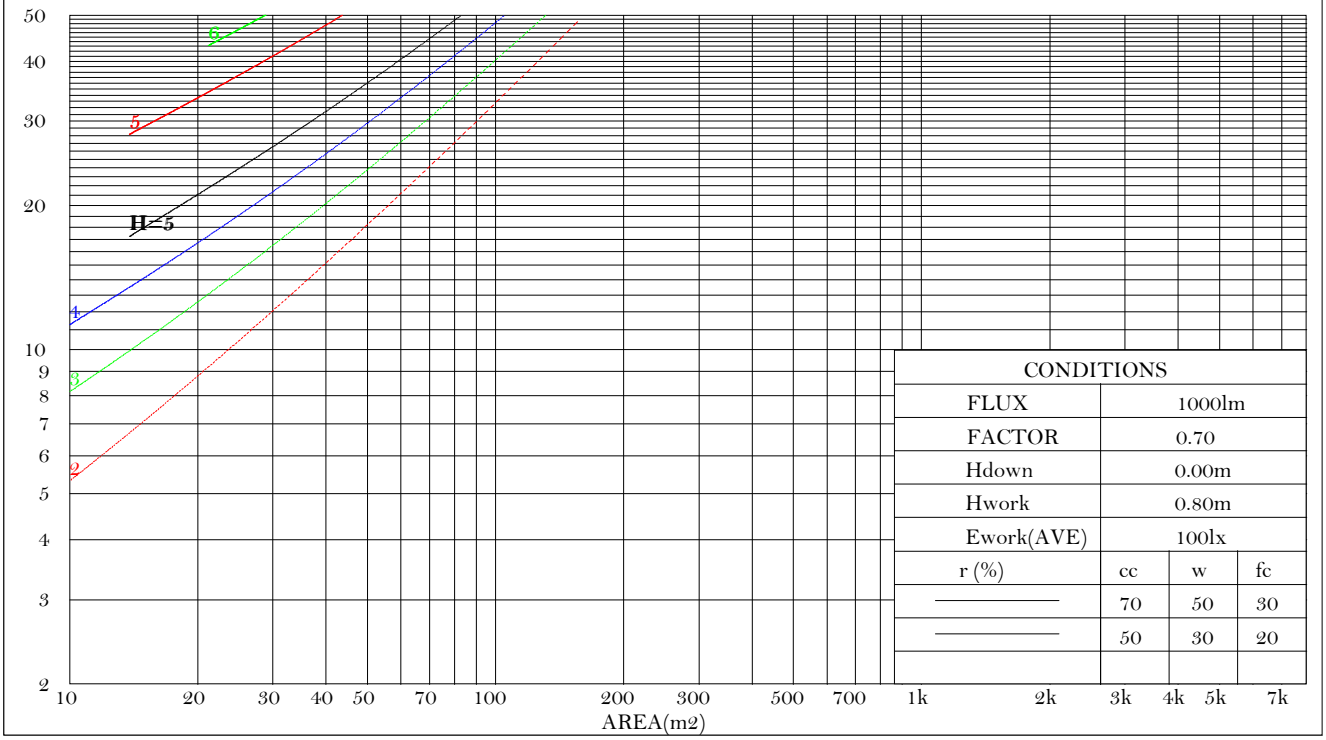

CONDITIONS			
FLUX	1000lm		
FACTOR	0.70		
Hdown	0.00m		
Hwork	0.80m		
Ework(AVE)	100lx		
r (%)	cc	w	fc
————	70	50	30
————	50	30	20

C Range: 0 - 360DEG
C Interval: 15.0DEG
Test Speed: HIGH
Temperature: 30DEG
Operators: WCZ
Test Date: 2014-09-24

gRange: 0 - 180DEG
gInterval: 1.0DEG
Test System: EVERFINE GO-2000B_V1 SYSTEM V2.0.275
Humidity: 65.0%
Test Distance: 6.120m [K=1.0000]
Remarks:

aëon illumination

corona LED wall/ceiling
Engineering & Photometric Data

WEC AND CCEC

NAME: CORONA - 64R011	TYPE:	WEIGHT:
DIM.:	SPEC.:	SERIAL No.:14092406
MFR.: AËON ILLUMINATION	SUR.:	PROTECTION ANGLE:

rcc	80%			70%			50%			30%			10%			0
rw	50%	30%	10%	50%	30%	10%	50%	30%	10%	50%	30%	10%	50%	30%	10%	0
rfc	20%			20%			20%			20%			20%			0
RCR:Room Cavity Ratio	Wall Exitance Coeffcients (WEC)															
0.0																
1.0	.225	.128	.041	.218	.124	.040	.205	.118	.038	.193	.111	.036	.182	.106	.034	
2.0	.190	.104	.032	.184	.101	.031	.172	.096	.030	.161	.091	.028	.151	.086	.027	
3.0	.166	.088	.026	.161	.086	.026	.150	.081	.025	.140	.077	.024	.131	.072	.022	
4.0	.148	.077	.023	.142	.075	.022	.133	.070	.021	.124	.066	.020	.115	.063	.019	
5.0	.133	.068	.020	.128	.066	.019	.119	.062	.018	.111	.059	.017	.103	.055	.017	
6.0	.120	.060	.017	.116	.059	.017	.108	.055	.016	.100	.052	.015	.093	.049	.015	
7.0	.110	.054	.015	.106	.053	.015	.099	.050	.014	.092	.047	.014	.085	.044	.013	
8.0	.101	.050	.014	.098	.048	.014	.091	.045	.013	.085	.043	.012	.079	.040	.012	
9.0	.094	.045	.013	.091	.044	.012	.084	.042	.012	.078	.039	.011	.073	.037	.011	
10.0	.087	.042	.012	.084	.041	.011	.079	.038	.011	.073	.036	.010	.068	.034	.010	

rcc	80%			70%			50%			30%			10%			0
rw	50%	30%	10%	50%	30%	10%	50%	30%	10%	50%	30%	10%	50%	30%	10%	0
rfc	20%			20%			20%			20%			20%			0
RCR:Room Cavity Ratio	Ceiling Cavity Exitance Coefficients (CCEC)															
0.0	.175	.175	.175	.149	.149	.149	.102	.102	.102	.058	.058	.058	.019	.019	.019	
1.0	.175	.157	.142	.150	.135	.122	.102	.093	.084	.059	.054	.049	.019	.017	.016	
2.0	.173	.146	.124	.148	.126	.107	.101	.087	.075	.058	.051	.044	.019	.016	.014	
3.0	.169	.139	.114	.145	.120	.099	.100	.083	.069	.058	.048	.041	.019	.016	.013	
4.0	.166	.133	.107	.142	.115	.093	.098	.080	.066	.057	.047	.039	.018	.015	.013	
5.0	.162	.128	.103	.139	.111	.090	.096	.077	.063	.055	.045	.038	.018	.015	.012	
6.0	.158	.124	.100	.136	.108	.087	.094	.075	.062	.054	.044	.037	.018	.014	.012	
7.0	.154	.121	.098	.133	.105	.085	.092	.073	.060	.053	.043	.036	.017	.014	.012	
8.0	.151	.118	.096	.130	.103	.084	.090	.072	.059	.052	.042	.035	.017	.014	.012	
9.0	.147	.116	.095	.127	.101	.083	.088	.071	.059	.051	.042	.035	.017	.014	.012	
10.0	.144	.114	.094	.124	.099	.082	.086	.070	.058	.050	.041	.035	.016	.014	.011	

C Range: 0 - 360DEG
C Interval: 15.0DEG
Test Speed: HIGH
Temperature: 30DEG
Operators: WCZ
Test Date: 2014-09-24

gRange: 0 - 180DEG
gInterval: 1.0DEG
Test System: EVERFINE GO-2000B_V1 SYSTEM V2.0.275
Humidity: 65.0%
Test Distance: 6.120m [K=1.0000]
Remarks:

corona LED wall/ceiling
Engineering & Photometric Data

Uncorrected UGR Table

NAME: CORONA - 64R011	TYPE:	WEIGHT:
DIM.:	SPEC.:	SERIAL No.:14092406
MFR.: AËON ILLUMINATION	SUR.:	PROTECTION ANGLE:

ceiling/cavity	0.7	0.7	0.5	0.5	0.3	0.7	0.7	0.5	0.5	0.3
walls	0.5	0.3	0.5	0.3	0.3	0.5	0.3	0.5	0.3	0.3
working plane	0.2	0.2	0.2	0.2	0.2	0.2	0.2	0.2	0.2	0.2
Room dimensions	Viewed crosswise					Viewed endwise				
x = 2H y = 2H	9.5	11.0	10.0	11.6	12.2	18.2	19.7	18.8	20.3	21.0
3H	11.6	13.0	12.2	13.6	14.3	20.6	22.0	21.2	22.6	23.3
4H	12.9	14.2	13.5	14.8	15.5	21.8	23.1	22.4	23.7	24.4
6H	14.3	15.6	14.9	16.2	16.9	22.9	24.1	23.5	24.7	25.5
8H	15.1	16.4	15.8	17.0	17.7	23.4	24.6	24.0	25.3	26.0
12H	16.1	17.2	16.7	17.9	18.7	24.0	25.1	24.6	25.8	26.6
4H 2H	14.6	15.9	15.2	16.5	17.3	18.9	20.2	19.5	20.8	21.5
3H	16.0	17.2	16.7	17.9	18.6	21.6	22.8	22.3	23.5	24.2
4H	16.9	17.9	17.5	18.6	19.4	23.0	24.1	23.7	24.8	25.6
6H	17.9	18.9	18.6	19.6	20.4	24.4	25.3	25.1	26.0	26.8
8H	18.5	19.4	19.2	20.1	21.0	25.0	25.9	25.7	26.6	27.5
12H	19.2	20.1	20.0	20.8	21.7	25.7	26.5	26.4	27.3	28.1
8H 4H	19.5	20.4	20.2	21.1	22.0	23.5	24.4	24.2	25.1	26.0
6H	20.7	21.5	21.5	22.3	23.1	25.3	26.1	26.0	26.8	27.7
8H	21.4	22.1	22.1	22.8	23.7	26.2	26.9	26.9	27.7	28.5
12H	22.1	22.8	22.9	23.5	24.4	27.1	27.7	27.9	28.5	29.4
12H 4H	20.1	20.9	20.8	21.7	22.5	23.6	24.4	24.3	25.1	26.0
6H	21.8	22.5	22.5	23.2	24.1	25.5	26.2	26.3	27.0	27.8
8H	22.6	23.2	23.4	24.0	24.9	26.6	27.2	27.3	28.0	28.9
Variations with the observer position at spacings:										
S = 1.0H	+ 0.1 / - 0.1					+ 0.1 / - 0.1				
1.5H	+ 0.2 / - 0.3					+ 0.3 / - 0.3				
2.0H	+ 0.3 / - 0.5					+ 0.3 / - 0.5				

CIE Pub.117 Corrected 360.0 lm Total Lamp Luminous Flux.(8log(F/F0) = -3.5)

C Range: 0 - 360DEG	gRange: 0 - 180DEG
C Interval: 15.0DEG	gInterval: 1.0DEG
Test Speed: HIGH	Test System: EVERFINE GO-2000B_V1 SYSTEM V2.0.275
Temperature: 30DEG	Humidity: 65.0%
Operators: WCZ	Test Distance: 6.120m [K=1.0000]
Test Date: 2014-09-24	Remarks:

UTILIZATION FACTORS TABLE

NAME: CORONA - 64R011	TYPE:	WEIGHT:
DIM.:	SPEC.:	SERIAL No.:14092406
MFR.: AËON ILLUMINATION	SUR.:	PROTECTION ANGLE:

REFLECTANCE										
Ceiling	0.8	0.8	0.8	0.7	0.7	0.7	0.5	0.5	0.5	0
Walls	0.7	0.5	0.3	0.7	0.5	0.3	0.7	0.5	0.3	0
Working plane	0.2	0.2	0.2	0.2	0.2	0.2	0.2	0.2	0.2	0
ROOM INDEX	UTILIZATION FACTORS (PERCENT) k(RI) x RCR = 5									
k = 0.60	19	12	8	19	12	8	18	12	8	4
0.80	24	16	12	23	16	11	21	15	11	7
1.00	28	20	15	27	20	15	25	20	15	10
1.25	31	24	19	30	23	19	28	22	18	12
1.50	34	27	22	33	26	21	30	24	20	15
2.00	38	32	27	37	31	26	34	29	25	18
2.50	41	35	30	39	34	29	36	31	28	21
3.00	43	38	33	41	36	32	38	33	30	23
4.00	46	41	37	44	39	36	40	36	33	26
5.00	48	44	40	45	42	39	41	38	36	27
ROOM INDEX	UF (total)									Direct
According to DIN EN 13032-2 2004				Suspended				SHRNOM = 1.25		

C Range: 0 - 360DEG
C Interval: 15.0DEG
Test Speed: HIGH
Temperature: 30DEG
Operators: WCZ
Test Date: 2014-09-24

gRange: 0 - 180DEG
gInterval: 1.0DEG
Test System: EVERFINE GO-2000B_V1 SYSTEM V2.0.275
Humidity: 65.0%
Test Distance: 6.120m [K=1.0000]
Remarks:

corona LED wall/ceiling
Engineering & Photometric Data

ISOCANDELA DIAGRAM

NAME: CORONA - 64R011	TYPE:	WEIGHT:
DIM.:	SPEC.:	SERIAL No.:14092406
MFR.: AËON ILLUMINATION	SUR.:	PROTECTION ANGLE:

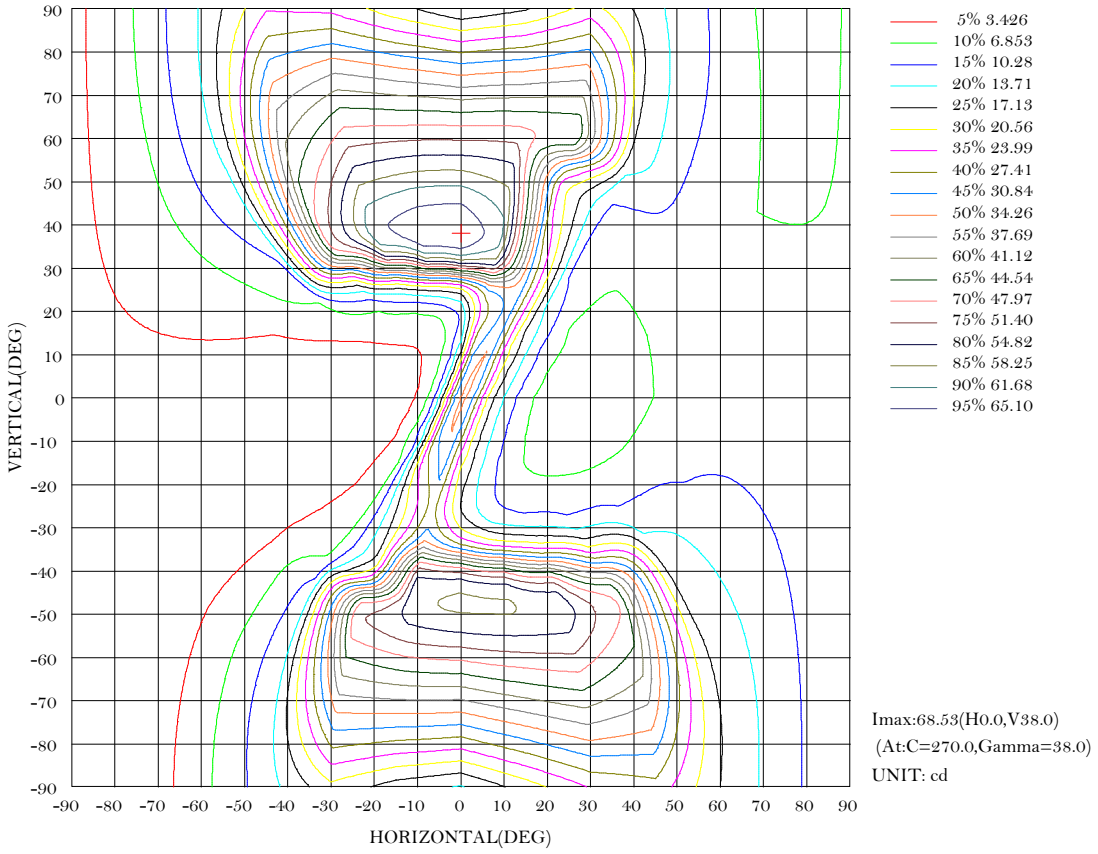

C Range: 0 - 360DEG
C Interval: 15.0DEG
Test Speed: HIGH
Temperature: 30DEG
Operators: WCZ
Test Date: 2014-09-24

gRange: 0 - 180DEG
gInterval: 1.0DEG
Test System: EVERFINE GO-2000B_V1 SYSTEM V2.0.275
Humidity: 65.0%
Test Distance: 6.120m [K=1.0000]
Remarks:

corona LED wall/ceiling
Engineering & Photometric Data

AAI Figure

NAME: CORONA - 64R011	TYPE:	WEIGHT:
DIM.:	SPEC.:	SERIAL No.:14092406
MFR.: AËON ILLUMINATION	SUR.:	PROTECTION ANGLE:

Flux out:9.656 lm

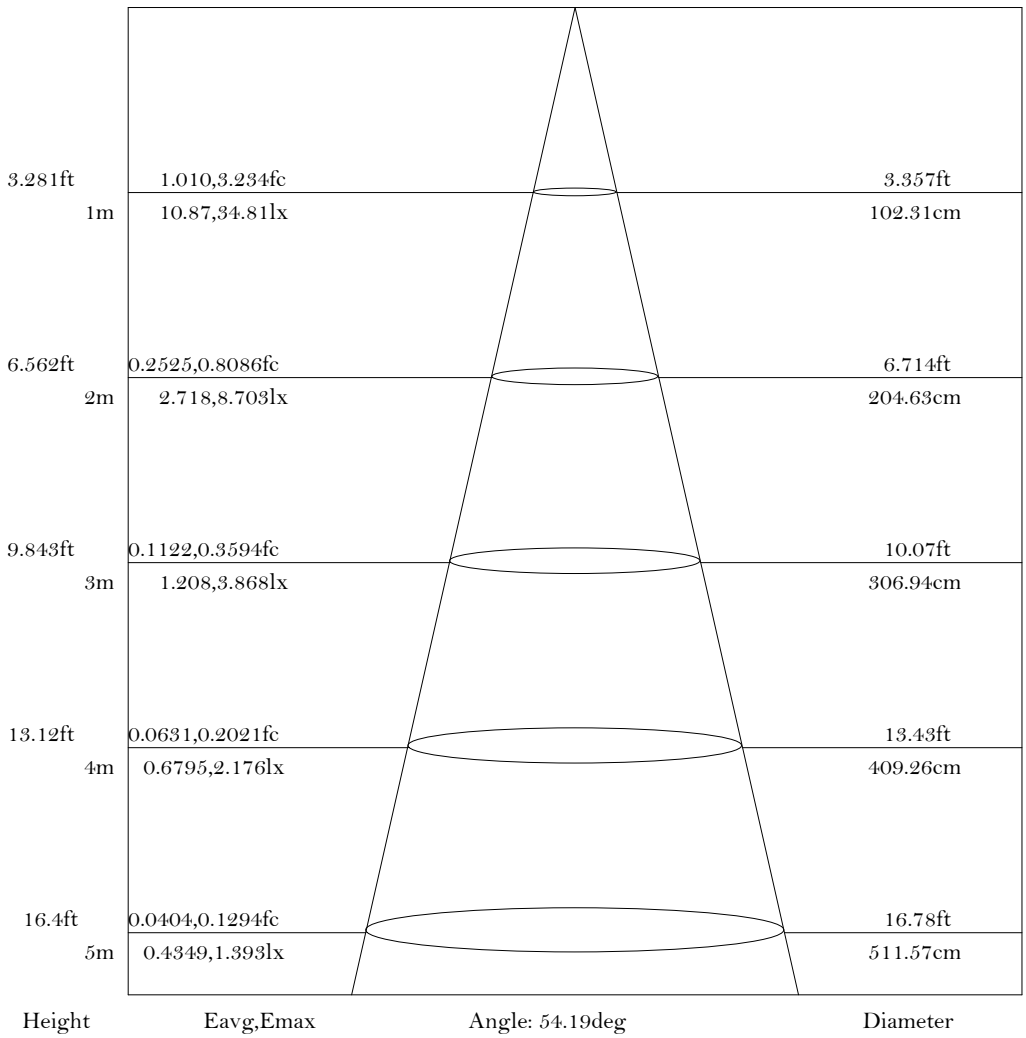

Note: The Curves indicate the illuminated area and the average illumination when the luminaire is at different distance.

C Range: 0 - 360DEG	gRange: 0 - 180DEG
C Interval: 15.0DEG	gInterval: 1.0DEG
Test Speed: HIGH	Test System: EVERFINE GO-2000B_V1 SYSTEM V2.0.275
Temperature: 30DEG	Humidity: 65.0%
Operators: WCZ	Test Distance: 6.120m [K=1.0000]
Test Date: 2014-09-24	Remarks:

corona LED wall/ceiling
Engineering & Photometric Data

ISOLUX DIAGRAM

NAME: CORONA - 64R011	TYPE:	WEIGHT:
DIM.:	SPEC.:	SERIAL No.:14092406
MFR.: AËON ILLUMINATION	SUR.:	PROTECTION ANGLE:

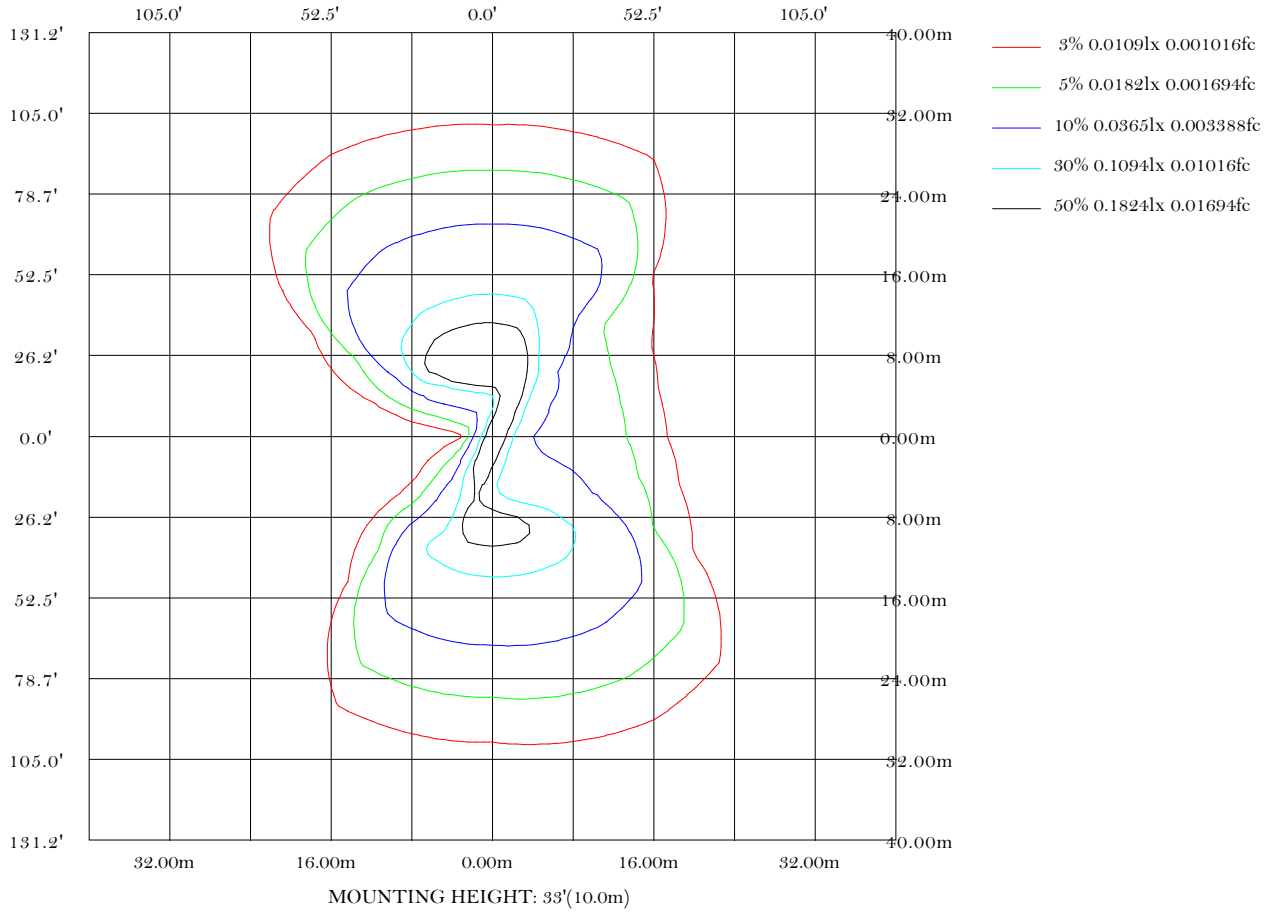

C Range: 0 - 360DEG	gRange: 0 - 180DEG
C Interval: 15.0DEG	gInterval: 1.0DEG
Test Speed: HIGH	Test System: EVERFINE GO-2000B_V1 SYSTEM V2.0.275
Temperature: 30DEG	Humidity: 65.0%
Operators: WCZ	Test Distance: 6.120m [K=1.0000]
Test Date: 2014-09-24	Remarks:

corona LED wall/ceiling
Engineering & Photometric Data

Planar Illuminance Curve

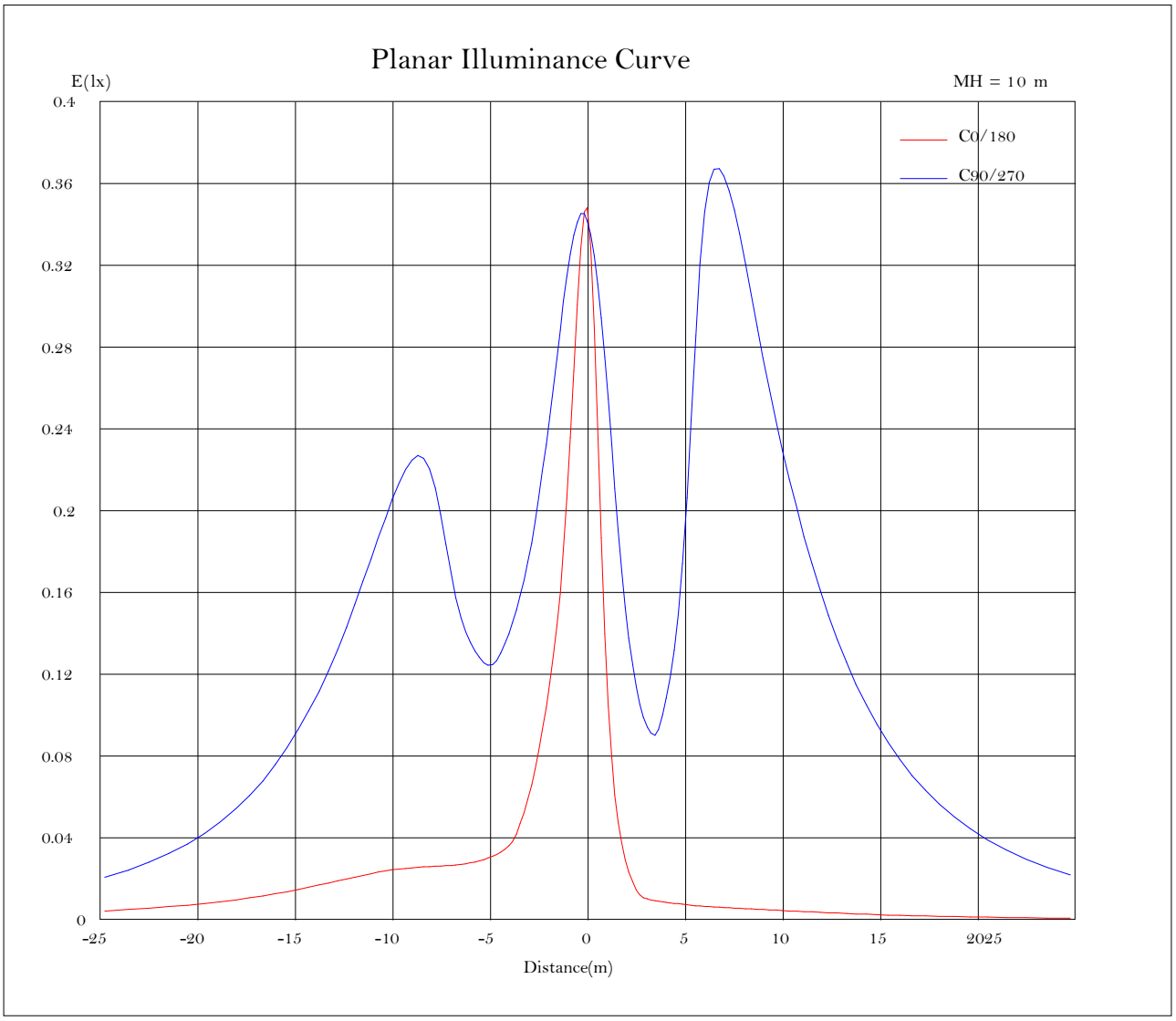

C Range: 0 - 360DEG	gRange: 0 - 180DEG
C Interval: 15.0DEG	gInterval: 1.0DEG
Test Speed: HIGH	Test System: EVERFINE GO-2000B_V1 SYSTEM V2.0.275
Temperature: 30DEG	Humidity: 65.0%
Operators: WCZ	Test Distance: 6.120m [K=1.0000]
Test Date: 2014-09-24	Remarks:

aëon illumination

corona LED wall/ceiling
Engineering & Photometric Data

LUMINOUS DISTRIBUTION INTENSITY DATA

NAME: CORONA - 64R011	TYPE:	WEIGHT:
DIM.:	SPEC.:	SERIAL No.:14092406
MFR.: AËON ILLUMINATION	SUR.:	PROTECTION ANGLE:

Table--1 UNIT: cd

g \ C(DEG) (DEG)	0	15	30	45	60	75	90	105	120	135	150	165	180	195	210	225	240	255	270
0	34.8	34.6	34.6	34.3	34.3	34.1	34.2	34.1	34.2	34.2	34.1	34.3	34.8	34.6	34.6	34.3	34.3	34.1	34.2
5	23.9	23.2	22.9	24.4	26.3	29.8	32.9	34.8	32.9	27.7	20.9	16.4	14.2	12.2	12.7	13.6	17.0	21.4	27.9
10	13.6	13.0	13.1	14.4	16.4	20.5	27.3	34.2	30.6	17.5	8.78	5.42	3.95	3.41	3.87	4.66	6.45	9.65	17.9
15	8.22	7.84	8.22	9.56	11.7	15.5	21.7	32.7	27.5	10.4	4.49	2.30	1.39	1.66	2.41	3.22	4.39	6.51	11.7
20	5.09	5.12	5.84	7.05	9.00	12.5	18.3	30.7	23.8	6.99	2.77	1.60	1.12	1.70	2.86	4.17	5.60	7.43	11.2
25	4.32	4.88	5.84	6.96	8.33	11.2	17.0	29.0	20.5	5.28	2.49	1.59	1.08	1.87	3.51	5.81	10.1	16.0	20.1
30	4.38	5.21	6.48	7.91	10.2	13.9	20.3	30.2	18.2	4.48	2.56	1.59	1.06	2.14	4.39	9.59	21.7	41.1	49.4
35	4.88	5.96	7.53	9.69	15.8	23.3	30.9	36.4	17.4	4.61	2.59	1.57	1.13	2.51	5.61	18.1	48.9	63.5	66.1
40	5.80	7.11	9.04	14.0	27.5	43.2	50.2	50.6	17.5	5.25	2.63	1.52	1.23	2.95	7.33	36.5	62.8	67.8	67.9
45	6.96	8.44	11.0	22.2	46.4	56.2	58.2	56.8	23.0	6.34	2.89	1.42	1.34	3.43	9.08	48.9	63.8	65.1	65.0
50	7.94	9.59	13.3	36.6	55.8	58.6	58.1	57.0	43.6	9.14	3.26	1.21	1.44	3.93	10.2	48.7	60.6	61.1	60.7
55	8.53	10.4	15.4	47.0	56.7	55.6	54.2	53.6	50.9	11.6	3.59	0.90	1.53	4.48	11.2	46.5	56.7	56.4	55.8
60	8.75	10.9	16.4	47.4	53.6	51.1	48.8	48.7	47.4	12.2	4.00	0.59	1.62	5.07	12.2	44.3	52.6	51.6	50.8
65	8.72	11.2	16.9	44.9	49.4	46.2	43.2	43.5	43.2	12.5	4.56	0.34	1.73	5.64	13.2	42.0	48.6	46.7	45.5
70	8.49	11.4	17.3	42.0	45.0	41.1	37.5	38.2	38.8	12.6	5.18	0.23	1.86	6.14	13.9	39.4	44.4	41.6	39.7
75	8.20	11.5	17.6	38.6	40.2	35.7	31.6	32.7	34.3	12.7	5.42	0.21	2.01	6.51	14.3	36.3	39.7	36.2	33.6
80	7.86	11.5	17.6	34.7	35.0	30.1	25.5	27.0	29.6	12.6	5.60	0.23	2.16	6.77	14.3	32.2	34.2	30.2	27.0
85	7.50	11.5	17.5	30.5	29.6	24.4	19.3	21.2	24.6	12.4	5.72	0.23	2.28	6.96	14.2	27.7	28.4	24.0	20.3
90	7.17	11.3	17.1	26.3	24.3	18.8	13.4	15.5	19.7	12.1	5.80	0.24	2.40	7.10	14.0	23.7	23.2	18.4	14.1
95	6.45	10.9	16.5	21.4	20.1	16.2	11.8	13.6	16.5	12.0	5.82	0.28	2.52	7.26	13.7	19.8	19.8	16.5	12.7
100	5.61	10.4	15.9	17.9	16.8	14.0	10.5	11.8	13.5	11.8	5.82	0.31	2.62	7.36	13.5	16.6	16.6	14.6	11.6
105	4.13	9.18	14.7	17.2	15.8	13.1	10.2	11.2	13.1	12.0	5.79	0.32	2.70	7.40	13.4	17.1	16.3	13.5	10.7
110	3.31	8.21	13.8	17.0	16.5	14.8	12.8	13.8	14.6	12.2	5.71	0.37	2.77	7.39	13.3	17.7	18.0	15.9	13.5
115	2.28	7.98	13.4	17.1	17.6	16.8	15.7	16.4	15.9	12.3	5.57	0.59	2.83	7.32	13.0	18.2	19.7	18.4	16.6
120	0.65	7.80	13.0	17.4	18.8	19.0	18.3	18.4	16.7	12.3	5.40	0.93	0.81	7.13	12.7	18.0	21.1	20.7	19.7
125	0.00	0.00	0.00	0.00	0.00	0.00	0.00	0.00	0.00	0.00	0.00	0.00	0.00	0.00	0.00	0.00	0.00	0.00	0.00
130	0.00	0.00	0.00	0.00	0.00	0.00	0.00	0.00	0.00	0.00	0.00	0.00	0.00	0.00	0.00	0.00	0.00	0.00	0.00
135	0.00	0.00	0.00	0.00	0.00	0.00	0.00	0.00	0.00	0.00	0.00	0.00	0.00	0.00	0.00	0.00	0.00	0.00	0.00
140	0.00	0.00	0.00	0.00	0.00	0.00	0.00	0.00	0.00	0.00	0.00	0.00	0.00	0.00	0.00	0.00	0.00	0.00	0.00
145	0.00	0.00	0.00	0.00	0.00	0.00	0.00	0.00	0.00	0.00	0.00	0.00	0.00	0.00	0.00	0.00	0.00	0.00	0.00
150	0.00	0.00	0.00	0.00	0.00	0.00	0.00	0.00	0.00	0.00	0.00	0.00	0.00	0.00	0.00	0.00	0.00	0.00	0.00
155	0.00	0.00	0.00	0.00	0.00	0.00	0.00	0.00	0.00	0.00	0.00	0.00	0.00	0.00	0.00	0.00	0.00	0.00	0.00
160	0.00	0.00	0.00	0.00	0.00	0.00	0.00	0.00	0.00	0.00	0.00	0.00	0.00	0.00	0.00	0.00	0.00	0.00	0.00
165	0.00	0.00	0.00	0.00	0.00	0.00	0.00	0.00	0.00	0.00	0.00	0.00	0.00	0.00	0.00	0.00	0.00	0.00	0.00
170	0.00	0.00	0.00	0.00	0.00	0.00	0.00	0.00	0.00	0.00	0.00	0.00	0.00	0.00	0.00	0.00	0.00	0.00	0.00
175	0.00	0.00	0.00	0.00	0.00	0.00	0.00	0.00	0.00	0.00	0.00	0.00	0.00	0.00	0.00	0.00	0.00	0.00	0.00
180	0.00	0.00	0.00	0.00	0.00	0.00	0.00	0.00	0.00	0.00	0.00	0.00	0.00	0.00	0.00	0.00	0.00	0.00	0.00

C Range: 0 - 360DEG
C Interval: 15.0DEG
Test Speed: HIGH
Temperature: 30DEG
Operators: WCZ
Test Date: 2014-09-24

gRange: 0 - 180DEG
gInterval: 1.0DEG
Test System: EVERFINE GO-2000B_V1 SYSTEM V2.0.275
Humidity: 65.0%
Test Distance: 6.120m [K=1.0000]
Remarks:

aëon illumination

corona LED wall/ceiling
Engineering & Photometric Data

LUMINOUS DISTRIBUTION INTENSITY DATA

NAME: CORONA - 64R011	TYPE:	WEIGHT:
DIM.:	SPEC.:	SERIAL No.:14092406
MFR.: AËON ILLUMINATION	SUR.:	PROTECTION ANGLE:

Table--2 UNIT: cd

g \ C(DEG) / (DEG)	285	300	315	330	345														
034.1		34.2	34.2	34.1	34.3														
533.0		35.0	33.3	30.2	26.6														
1030.7		34.8	27.7	20.6	16.0														
1527.9		33.8	21.9	14.8	10.6														
2025.9		32.6	17.9	11.0	7.12														
2529.7		32.1	15.3	8.30	5.23														
3049.5		32.1	12.9	6.60	5.03														
3561.1		30.8	10.8	6.31	5.29														
4062.4		28.0	9.32	6.57	5.93														
4560.6		24.9	8.82	7.16	6.87														
5057.9		22.4	9.29	8.02	7.80														
5554.8		24.9	10.5	8.99	8.37														
6051.2		39.0	13.3	9.63	8.44														
6546.5		47.2	15.8	9.77	8.06														
7041.0		43.1	15.9	9.78	7.45														
7535.3		38.2	15.7	9.76	6.77														
8029.0		32.9	15.4	9.67	6.08														
8522.6		27.3	14.9	9.51	5.40														
9016.7		22.0	14.5	9.30	4.78														
9514.7		18.5	14.1	8.82	3.78														
10013.1		15.1	12.9	8.01	2.62														
10511.9		13.4	12.1	6.56	0.96														
11014.3		14.9	12.0	6.20	0.35														
11516.9		16.2	12.0	6.11	0.48														
12019.3		17.4	11.9	5.95	0.79														
1250.00		0.00	0.00	0.00	0.00														
1300.00		0.00	0.00	0.00	0.00														
1350.00		0.00	0.00	0.00	0.00														
1400.00		0.00	0.00	0.00	0.00														
1450.00		0.00	0.00	0.00	0.00														
1500.00		0.00	0.00	0.00	0.00														
1550.00		0.00	0.00	0.00	0.00														
1600.00		0.00	0.00	0.00	0.00														
1650.00		0.00	0.00	0.00	0.00														
1700.00		0.00	0.00	0.00	0.00														
1750.00		0.00	0.00	0.00	0.00														
1800.00		0.00	0.00	0.00	0.00														

C Range: 0 - 360DEG
C Interval: 15.0DEG
Test Speed: HIGH
Temperature: 30DEG
Operators: WCZ
Test Date: 2014-09-24

gRange: 0 - 180DEG
gInterval: 1.0DEG
Test System: EVERFINE GO-2000B_V1 SYSTEM V2.0.275
Humidity: 65.0%
Test Distance: 6.120m [K=1.0000]
Remarks: